

# MIDJ



## Calla S75 LR PP\_TS Stool


design Fabrizio Batoni, 2019

Fixed Calla stool with lacquered ash wood base and polypropylene seat.  
Seating upholstered in fabric, leather and faux leather.

Available also in the H65 version.

### Colors and Materials

#### Structure



**Lacquered ash**

11 Colors

#### Coating

#### Polypropylene


10 Colors

#### Extensions




**Secret faux leather**

23 Colors




**Mirage fabric**

15 Colors



**Cotton Club fabric**

14 Colors




**Velvet Superb**

15 Colors




**Second fabric**

11 Colors




**Main Line Flax fabric**

16 Colors




**Vintage leather**

8 Colors




**Vintage faux leather**

12 Colors



**Fenix Wool fabric**

16 Colors



**Novabuk fabric**


17 Colors

**Remix 3 fabric**

19 Colors


**Uniform Melange  
Fabric**

7 Colors




**Manhattan fabric**

13 Colors




**Visual fabric**

13 Colors




**Tessuto Oceanic**

13 Colors



**Yoredale fabric**

14 Colors




**Fiore leather**

21 Colors



**Flame Fabric**

7 Colors



**Network fabric**

9 Colors



**Ouche Fabric**

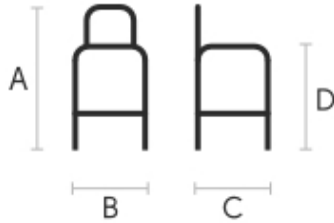
7 Colors



**Plain Fabric**

7 Colors

## Dimensions



	cm	inch
A	109	42.9
B	46	18.1
C	52	20.5
D	79	31.1

## Volumetric Details

**Weight** 8.25 Kg

**Volume** 0.28 mc

**Package** 1

## Materials Certifications

### Lacquered ash

Ash wood is durable material, with good resistance and flexibility. Thanks to its porosity, it is ideal to be lacquered. Its original color is quite light: it can range from light blond, to pink and pale brown, with possible shades of green. In our set of samples, it is available in the natural finish and in numerous color variations: from the classic wood effects to the most pop colors of the moment. The ash used for our materials is European.

### CLEANING AND MAINTENANCE

Ash is an easy-to-clean wood: to remove dust or light stains, rub the surface with a soft cloth, if necessary moistened in a solution of hot water or white vinegar, to help eliminate stains without altering the beauty and shine of the wood. Always dry the surface. In addition, you can choose to use specific products for wooden furniture.

These tips are cleaning recommendations and do not guarantee complete stain removal. We recommend that you always test the cleaning method on a hidden part of the item to check the resistance of the color.

Colour samples are to be considered approximate for each product. Slight color differences between a lot and the other are to be considered normal.

## Materials Certifications

### Polypropylene

Polypropylene is a resistant, non-toxic, odorless, heat resistant and easy to clean plastic material. It is also suitable for outdoor use. Our polypropylene is a material reinforced with glass fiber: an option with excellent mechanical properties that allows the product to be solid and resistant. This material has a marked resistance to fading: a treatment with UV stabilizer and AS antistatic protection works to prolong the beauty of the product by slowing the fading process. However, by exposing the chair to the sun and atmospheric agents for very long periods, the color can undergo alterations. As a thermoplastic material,

it is 100% recyclable.

#### CLEANING AND MAINTENANCE

Polypropylene seats are easy to clean, and do not require the use of specific products, except in the case of stubborn and hard to remove stains. For simple and effective cleaning, use a microfiber cloth soaked in water or a solution of water and neutral soap. In case of stubborn stains, it is possible to act directly on them with a neutral detergent, always with the help of a microfiber cloth. Then rinse with water. Avoid abrasive sponges, stain removers and granular cleaners that could scratch the surface. If using a chlorine-based cleaner, rinse and do not dry in direct sunlight.

These tips are cleaning recommendations and do not guarantee complete stain removal.

We recommend that you always test the cleaning method on a hidden part of the item to check the resistance of the material.